



International Trade of Bamboo and Rattan in China in 2016

Introduction

- Imports and exports of bamboo and rattan of China, 2016
- International trade trends of bamboo and rattan of China, 2007-2016
- Trade flow of bamboo and rattan of China, 2016

Conclusion

Appendix

Table 1 International trade of main bamboo and rattan in China in 2016

Table 2 Main exporter partners of bamboo and rattan from China in 2016

Table 3 Main importer partners of bamboo and rattan to China in 2016

Table 4 International trade of bamboo and rattan between China and the USA in 2016

Table 5 International trade of bamboo and rattan between China and the EU in 2016

Table 6 International trade of bamboo and rattan between China and Japan in 2016

Table 7 International trade of bamboo and rattan between China and Malaysia in 2016

Table 8 International trade of bamboo and rattan between China and Indonesia in 2016

International Bamboo and Rattan Organisation

March 2018

Introduction

Bamboo and rattan are two of the most important non-wood renewable resources, offering a unique suite of characteristics, high economic value and a wide range of applications. The bamboo and rattan industry plays an important role in providing employment opportunities and increasing farmers' income, contributing to poverty alleviation and development of local economy. An enormous variety of products can be made from bamboo and rattan, especially bamboo has over 10,000 estimated uses for construction, decoration, furniture, paper, packaging, transportation, medicine, food, textiles and chemicals.

Globally, China has the greatest abundance of bamboo resources. With an estimated six million hectares of bamboo forests covering 40 genera and 500 species, China is the leading country in terms of diversity of bamboo species and extent of bamboo forest area, and is the largest producer and exporter of bamboo and rattan products.

According to estimations made by the Chinese Bamboo Industry Association, the total output value of China's bamboo industry in 2016 was USD 31.8 billion (RMB 210.6 billion). According to the China Bamboo Industry Development Plan, by 2020 the total output value of the Chinese bamboo industry will reach USD 48 billion, and employ 10 million people.

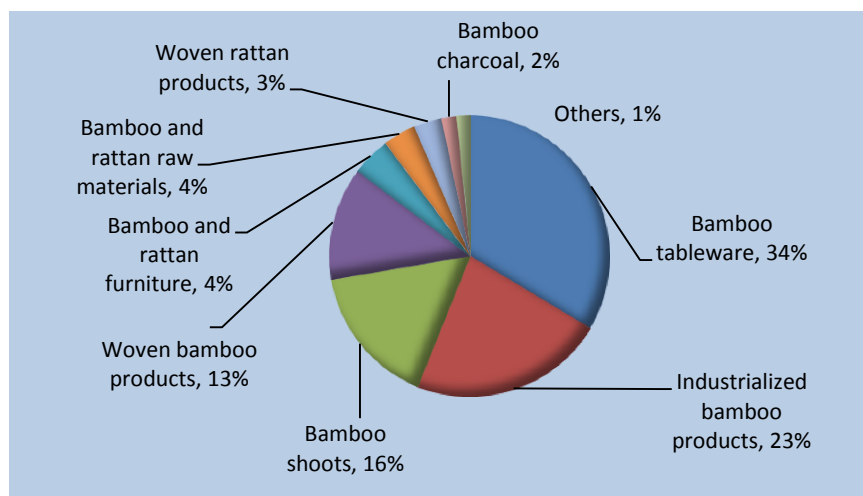
As well as bamboo, China has some 300,000 hectares of natural rattan resources consisting of four genera and 41 species. The annual production of wild rattan ranges from 4000-6500 tons. In southern and southwestern China, there are only 5000 hectares of rattan plantations, and due to the shortage of rattan resources China's annual import of rattan resources from Southeast Asia ranges from 30,000-40,000 tons.

China's rattan industry has a history of more than 150 years. Today the main rattan products include rattan furniture, rattan seats, curtains, baskets and handicrafts. With more than 150,000 people employed by the rattan industry, it plays an important role in promoting regional economic development.

1. Imports and exports of bamboo and rattan products in China, 2016

According to trade data from China Customs, China's exports of bamboo and rattan products were approximately USD 1.96 billion¹ in 2016, a decrease of 3 per cent compared to the previous year. As shown in Figure 1.1 below, exports of bamboo tableware were estimated at about USD 659 million, accounting for 34 per cent of the total exports. Exports of industrialised bamboo products, including bamboo flooring, bamboo plywood and bamboo building materials, were about USD 440 million, accounting for 23 per cent of the total. Exports of traditional bamboo products made from bamboo shoots were about USD 317 million, accounting for 16 per cent of total exports, and the export value of woven bamboo products was about USD 256 million, accounting for 13 per cent. The proportion of exports of bamboo and rattan furniture (4 per cent), BR raw materials (4 per cent), woven rattan products (3 per cent) and bamboo charcoal (2 per cent) were relatively small.

Figure 1.1 China's exports of bamboo and rattan products in 2016



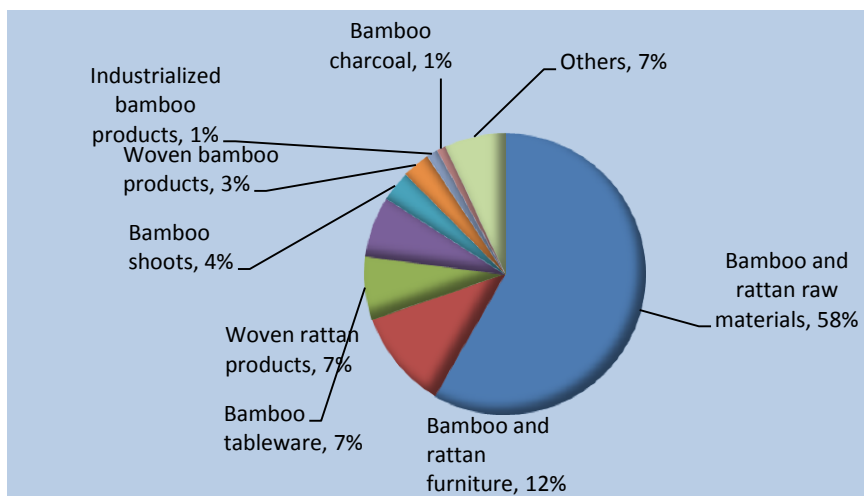
China's imports of bamboo and rattan products were estimated at about USD 26 million in 2016, a decrease of 38 per cent from the previous year. As shown in Figure

¹ According to UN Comtrade, China exported about USD 1.182 billion of bamboo and rattan products in 2016. Based on data sources from China Customs, about USD 196 million-worth of bamboo and rattan products were exported. This difference in data originates from the fact that there are more individual HS codes classified as bamboo and rattan products in China's Customs data source.

1.2 below, BR raw materials formed the greatest proportion of imports, at 58 per cent of the total. The import value of BR furniture totalled USD 0.3 million, equivalent to 12 per cent of the total, whilst BR woven products and bamboo tableware accounted for 10 per cent and 7 per cent of imports respectively.

Due to the shortage of natural rattan resources, China imported USD 14 million worth of rattan cane in 2016, accounting for 55 per cent of the total imports. Imported rattan cane plays an important role in satisfying the development of China’s rattan industry.

Figure 1.2 China’s imports of bamboo and rattan products in 2016



2. Trade trend of bamboo and rattan products in China, 2007-2016

Figure 2.1 Export of bamboo and rattan products from China to the world in 2007-2016

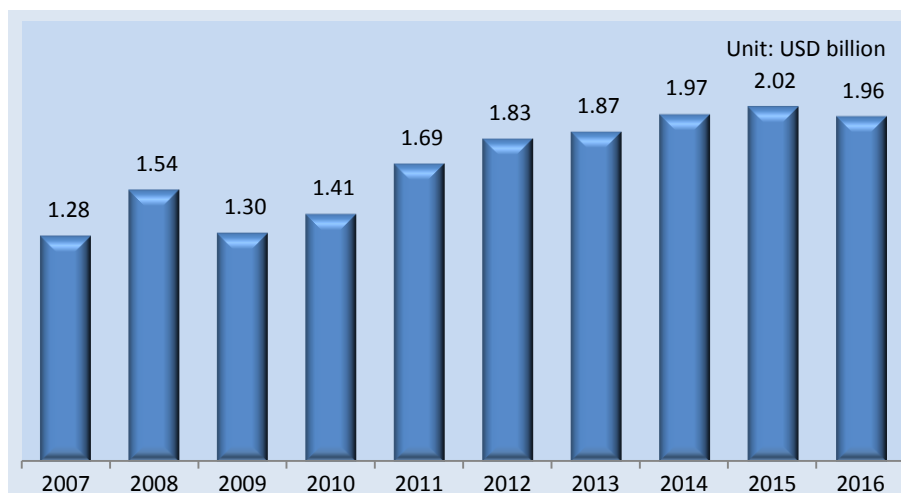
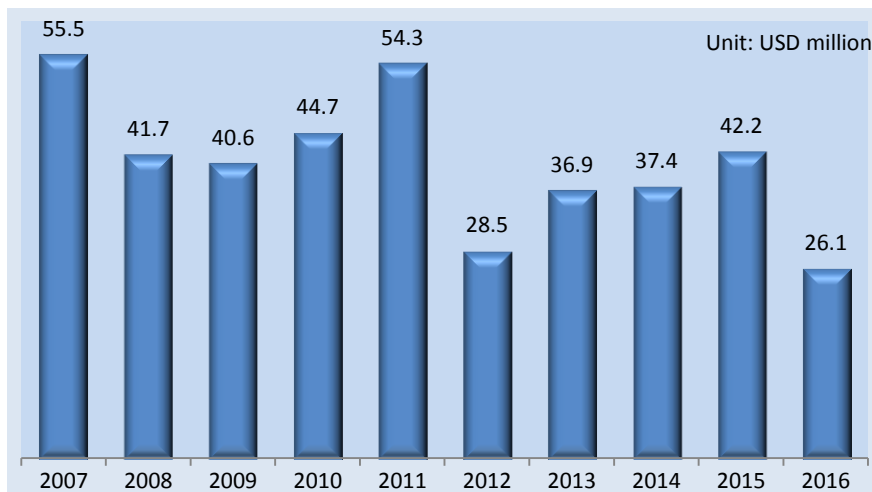


Figure 2.1 above shows that the export value of bamboo and rattan products from China grew from USD 1.28 billion in 2007 to USD 1.96 billion in 2016, an increase of over 53 per cent. During this period, the varieties of bamboo and rattan products exported by China also increased from 25 to 28 categories. In terms of the trade value of traditional export products, exports of bamboo shoots increased by 63 per cent and BR furniture exports increased by 118 per cent. Of particular significance, more industrialised bamboo products emerged including bamboo flooring, bamboo veneer, bamboo tableware and bamboo building materials and the net export value increased by USD 6.78 billion.

From 2007 to 2016, the bamboo and rattan import market in China showed a overall downturn and it was a period of great market volatility.

Figure 2.2 China's imports of bamboo and rattan products from the world in 2007-2016



In 2016, the top bamboo and rattan product imported by China was rattan cane, which accounted for a relatively stable share of 70 per cent in 2016, but which dropped to 55 per cent in 2016.

3. Trade flow of bamboo and rattan of China in 2016

As a key global exporter and importer of bamboo and rattan products, import and export structure and trends in the trade of bamboo and rattan products in China can influence the development direction of the international bamboo and rattan market. As shown in table 2 (see appendix), the United States is China's largest trading partner for bamboo and rattan products.

In 2016, the trade value of bamboo and rattan products exported by China to the United States was almost USD 540 million, accounting for 27.4 per cent of China's total exports. This was followed by the European Union (EU) and Japan, accounting for 19.1 per cent and 16 per cent of total exports respectively. The fourth to tenth largest importers of Chinese bamboo and rattan products were Taiwan, Australia, the United Kingdom (UK), South Korea, India, Malaysia and Vietnam respectively (see table 2 in appendix).

In terms of trade partners who exporters of bamboo and rattan products to China, Malaysia replaced Indonesia in 2016 to become China's largest trading partner. China's imports of bamboo and rattan products from Malaysia amounted to approximately USD 9.5 million, accounting for 36 per cent of China's total imports, followed by Indonesia with a trade value of about USD 3.5 million and a share of 13 per cent. The third and fourth largest exporters to China are the Philippines and Vietnam, both with a trade value of about USD 2.9 million and accounting for around 11 per cent each of China's total imports. These were followed by Taiwan, Britain, Singapore, Myanmar and Japan (see table 3 in appendix).

Conclusion

Bamboo and rattan are two of the most important non-wood renewable resources. Globally, China has the greatest abundance of bamboo and rattan resources, and is the largest producer and exporter of bamboo and rattan products.

The export value of bamboo and rattan products from China grew from USD 1.28 billion in 2007 to USD 1.96 billion in 2016. From 2013 to 2016, annual export values stabilised, reaching a peak of USD 20.2 billion in 2015 before dropping to USD 1.96 billion in 2016. The variety of bamboo and rattan products has continued to increase throughout this period, and the proportion of industrialised products has also grown. The main importers of Chinese bamboo and rattan products are the USA, EU, and Japan, followed by a range of developed and developing countries and regions. Malaysia and Indonesia are the first and second largest exporters of bamboo and rattan products to China respectively.

China has a shortage of natural rattan resources, and in 2016 China's import value of rattan cane reached USD 14 million, accounting for 55 per cent of the total imports of bamboo and rattan materials. Rattan cane plays an important role in supporting the development of China's rattan industry.

China's bamboo and rattan industry will continue to develop, increasing its resource-efficiency, producing a greater proportion of high value added products, and shifting towards low-carbon, green and environmentally friendly models. Bamboo and rattan products will also play an increasingly important role in replacing traditional industrial materials such as hardwood, cement and plastics, and in promoting energy savings and emissions reductions, enriching the international trade market as well as promoting sustainable development.

Appendix

Table 1 International trade of main bamboo and rattan in China in 2016

Unit: USD thousand

Product	Export	Import	Product name	Export	Import
Bamboo shoots	317,318	920	Bamboo chopsticks	188,248	38
Woven rattan products	64,185	1,820	Bamboo sticks	232,401	49
Rattan plaits	4,290	14,271	Bamboo charcoal	33,371	274
Woven bamboo products	255,850	831	Bamboo and rattan furniture	87,531	2,990
Bamboo flooring	111,275	11	Bamboo plait	255,588	36
Bamboo poles	69,872	967	Bamboo fibre	17,262	1,707
Bamboo pulp/paper articles	10,763	107	Bamboo tableware	238,442	1,821
Bamboo plywood	72,740	239	Bamboo materials building	1,061	47
Bamboo carvings	40	9			
Total	1,960,238	26,137			

Table 2 Main exporter partners of bamboo and rattan from China in 2016

Unit: USD thousand

Rank	Importers	Trade value	Rank	Importers	Trade value
1	United States	537,775	11	Hong Kong, China	34,137
2	EU	373,869	12	Thailand	29,203
3	Japan	313,080	13	Turkey	25,025
4	Taiwan, China	80,715	14	Canada	23,834
5	Australia	65,501	15	Singapore	23,224
6	UK	56,041	16	Brazil	21,953
7	South Korea	50,070	17	Indonesia	19,817
8	India	41,655	18	Israel	18,938
9	Malaysia	40,915	19	Russia	18,890
10	Vietnam	36,426	20	Iran	17,696
	Others	131,474			
	Total	1,960,238			

Table 3 Main importer partners of bamboo and rattan to China in 2016

Unit: USD thousand

No	Exporters	Trade value	No	Exporters	Trade value
1	Malaysia	9,526	11	EU	418
2	Indonesia	3,475	12	South Korea	272
3	Philippines	2,910	13	United States	115
4	Vietnam	2,895	14	Nepal	75
5	Taiwan, China	2,348	15	Thailand	60
6	UK	1,148	16	Australia	52
7	Singapore	838	17	Switzerland	43
8	Myanmar	697	18	United Arab Emirates	40
9	Japan	667	19	Hong Kong, China	10
10	China	540	20	Canada	2
	Others	4			
	Total	26,137			

Table 4 International trade of bamboo and rattan between China and the USA in 2016

Unit: USD thousand

Product	From China to USA	From USA to China	Product	From China to USA	From USA to China
Bamboo shoots	44,297	0	Bamboo chopsticks	19,816	0
Woven rattan products	16,259	0	Bamboo sticks	14,955	0
Rattan plaits	248	2	Bamboo charcoal	2,004	0
Woven bamboo products	48,614	3	Bamboo and rattan furniture	23,886	54
Bamboo flooring	88,542	0	Bamboo plaits	161,504	0
Bamboo poles	8,470	0	Bamboo fibre	174	1
Bamboo pulp/paper articles	3,372	10	Bamboo tableware	69,545	1
Bamboo plywood	35,962	43	Bamboo building materials	127	0
Total	537,775	115			

Table 5 International trade of bamboo and rattan between China and the EU in 2016

Unit: USD thousand

Product name	From China to EU	From EU to China	Product name	From China to EU	From EU to China
Bamboo shoots	69,071	1	Bamboo chopsticks	16,635	0
Woven products rattan	30,965	2	Bamboo sticks	43,025	1
Rattan plaits	1,735	0	Bamboo charcoal	1,213	0
Woven products bamboo	74,209	22	Bamboo and rattan furniture	41,789	235
Bamboo floorings	10,126	0	Bamboo plaits	34,850	0
Bamboo poles	29,099	0	Bamboo fibre	704	1,148
Bamboo pulp/paper articles	2,635	2	Bamboo tableware	90,334	33
Bamboo plywood	11,076	124	Bamboo building materials	107	44
Bamboo carvings	34	0			
Total	457,608	1,611			

Table 6 International trade of bamboo and rattan between China and Japan in 2016

Unit: USD thousand

Product name	From China to Japan	From Japan to China	Product name	From China to Japan	From Japan to China
Bamboo shoots	151,823	0	Bamboo chopsticks	69,622	9
Woven products rattan	3,556	0	Bamboo sticks	23,421	0
Rattan plaits	1,056	0	Bamboo charcoal	9,183	18
Woven products bamboo	26,299	17	Bamboo and rattan furniture	1,994	7
Bamboo flooring	311	0	Bamboo plaits	4,855	0
Bamboo poles	4,234	10	Bamboo fibre	42	405
Bamboo pulp/paper articles	159	0	Bamboo tableware	15,841	192
Bamboo plywood	682	7	Bamboo building materials	1	0
Total	313,080	667			

Table 7 International trade of bamboo and rattan between China and Malaysia in 2016

Unit: USD thousand

Product name	From China to Malaysia	From Malaysia to China	Product name	From China to Malaysia	From Malaysia to China
Bamboo shoots	1,289	0	Bamboo plywood	6,979	0
Woven rattan products	2,467	0	Bamboo chopsticks	1,561	0
Rattan plaits	224	9,526	Bamboo sticks	9,390	0
Woven bamboo products	14,858	0	Bamboo charcoal	235	0
Bamboo flooring	57	0	Bamboo and rattan furniture	1,275	0
Bamboo poles	189	0	Bamboo plaits	1,141	0
Bamboo pulp/paper articles	143	0	Bamboo tableware	1,109	0
Total	40,915	9,526			

Table 8 International trade of bamboo and rattan between China and Indonesia in 2016

Unit: USD thousand

Product name	From China to Indonesia	From Indonesia to China	Product name	From China to Indonesia	From Indonesia to China
Bamboo shoots	119	0	Bamboo carvings	0	9
Woven rattan products	13	811	Bamboo chopsticks	1,564	0
Rattan plaits	0	943	Bamboo sticks	16,819	0
Woven bamboo products	312	9	Bamboo and rattan furniture	32	1,664
Bamboo flooring	54	0	Bamboo plaits	152	0
Bamboo poles	88	0	Bamboo fibre	374	0
Bamboo pulp and paper	25	0	Bamboo tableware	116	4
Bamboo plywood	147	35			
Total	19,817	3,475			